





1 EXTERIOR DEMOLITION ELEVATION - ENTRANCE  
1" = 20'-0"



2 EXTERIOR DEMOLITION ELEVATION  
1" = 20'-0"



3 INTERIOR DEMOLITION - VESTIBULE  
1" = 20'-0"


## GENERAL NOTES

1. REFER TO SHEETS G1.0 - G2.2 FOR FURTHER INFORMATION.
2. EXISTING EQUIPMENT TO BE PROTECTED IN PLACE UON.
3. CONTRACTOR TO FIELD VERIFY ALL DIMENSIONS.
4. PATCH AND REPAIR WALL AND FLOOR FINISHES AS REQUIRED.
5. ASBESTOS AND LEAD HAZARDOUS MATERIALS ARE PRESENT IN THE BUILDING AND ARE KNOWN TO BE PRESENT IN THE FOLLOWING ITEMS BUT NOT LIMITED TO: DOORS, FRAMES, EAVES, PLASTIC, FLOOR TILE, MASTIC, ETC. ABATEMENT IS REQUIRED WHERE DEMOLITION OCCURS. REFER TO THE HAZARDOUS MATERIALS REPORT & GENERAL NOTES ON SHEET G1.1 FOR ADDITIONAL INFORMATION.
6. HAZARDOUS MATERIAL REPORT IDENTIFIES TYPICAL LOCATIONS OF HAZARDOUS MATERIALS. CONTRACTOR SHALL VERIFY ALL LOCATIONS OF HAZARDOUS MATERIALS PRIOR TO COMMENCING WORK.
7. THE CONTRACTOR SHALL HIRE A SITE LOCATOR TO VERIFY LOCATION OF ALL UTILITIES PRIOR TO WORK. THE CONSTRUCTION SHALL BE AWARE OF POTENTIAL HAZARDS FROM DEMOLITION WORK NEAR UTILITIES, PIPES AND CONDUIT ENCOUNTERED WHEN DEMOLISHING PARTITIONS AND AREAS WHICH ARE TO REMAIN IN USE SHALL BE REROUTED AND CONCEALED. THOSE WHICH ARE TO BE ABANDONED SHALL BE CAPPED AND CONCEALED.

## KEYNOTES

- 2.03 (E) AIR CURTAIN TO BE SALVAGED AND REINSTALLED - PER MECHANICAL
- 2.04 (E) SURFACE MOUNTED EXTERIOR LIGHT FIXTURE TO BE SALVAGED AND REINSTALLED PER ELECTRICAL
- 2.05 (D) EXISTING FENCE AND CURB
- 2.08 (D) GUTTER
- 2.10 (D) EPOXY FLOORING IN VESTIBULE UP TO THRESHOLD
- 2.11 (D) WALL BASE
- 2.12 (D) LOUVER - INFILL WALL PER DETAIL 7/AS1.1
- 2.13 (E) FIRE ALARM WITH RELATED CONDUIT TO BE REMOVED, SALVAGED AND REINSTALLED - PER ELECTRICAL
- 2.16 (E) ACCESSIBLE SIGNAGE TO BE SALVAGED AND RESINSTALLED - MOUNTING REQUIREMENTS PER DETAIL 12/AS1.2
- 2.17 (D) SURFACE MOUNTED EXTERIOR LIGHT FIXTURE - PER ELECTRICAL
- 2.18 (D) CURB & FLASHING
- 2.20 (E) CONCRETE TO REMAIN - PROTECT IN PLACE, PATCH AND REPAIR AS NEEDED
- 2.21 (E) LIGHT SWITCH WITH RELATED CONDUIT TO BE REMOVED, SALVAGED AND REINSTALLED - PER ELECTRICAL
- 2.24 (E) DOWNSPOUT TO BE SALVAGED AND REINSTALLED
- 2.31 (D) COLDBOX WALL PANEL - PER MFG
- 2.32 (D) WALK-IN FREEZER DOOR - PER MFG
- 2.33 (E) RELATED CONDUIT TO BE REMOVED, SALVAGED AND RESINSTALLED - PER MFG
- 2.34 (D) VENT - PER MFG

FOR DSA REVIEW ONLY -  
NOT FOR CONSTRUCTION



BOARD OF EDUCATION

PREPARED FOR THE

PREPARED BY THE

obrARCHITECTURE

2419 EL CAJON BLVD., SAN DIEGO, CA 92104

DEMOLITION ELEVATIONS

SAN DIEGO UNIFIED SCHOOL DISTRICT

KITCHEN MODIFICATIONS GROUP 6

BELL MIDDLE SCHOOL

620 BRIARWOOD RD,  
SAN DIEGO, CA 92139  
DSA SUBMITTAL SET

PROJECT NO. SDUF-006A  
R.S. A.P.

FILE NAME

DATE 04/09/2025

REVISIONS  
1 04/23/25

SHEET NO.  
**AD1.1**